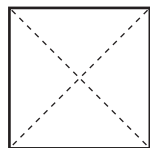
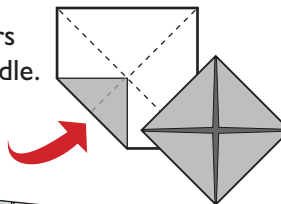




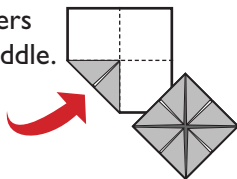
1. Cut out the sheet, fold the paper into fourths diagonally, and unfold the paper.



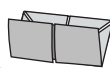
2. Fold all four corners evenly into the middle.



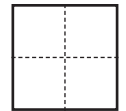
4. Fold all four corners evenly into the middle.



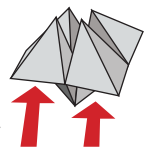
5. Fold in half in each direction.



3. Flip the folded paper over.



6. Fit your fingers into the slits under the color panels—you're ready to go!



REPRODUCIBLE

The Story Starts Here.

 SCHOLASTIC

[scholastic.com/StoryStartsHere](http://scholastic.com/StoryStartsHere)

SCHOLASTIC and associated logos are trademarks and/or registered trademarks of Scholastic Inc. Art © 2016 by Peter H. Reynolds.